





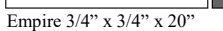
# OCEAN BLUE

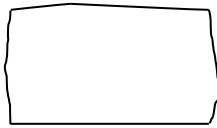
SP



RECOMMENDED APPLICATIONS			
FLOORS & WALLS	SHOWER FLOORS & WALLS	STEAM SHOWERS	EXTERIOR PAVING FREEZE THAW STABLE
YES	YES *	YES *	NO

TECHNICAL SPECIFICATIONS			
COMPRESSIVE STRENGTH	TENSILE STRENGTH	WATER ABSORPTION	BULK DENSITY
62.62 MPa	10.4 MPa	0.7%	2458 kg/m <sup>3</sup>

STOCKED SIZES		
 10" x 20" x 3/8" Filled/Honed	 2.5" x 20" x 3/8" Filled/Honed & Filled/Polished	 3/4" x 3/4" x 3/8" Filled/Honed
 5" x 20" x 3/8" Filled/Honed & Filled/Polished	 Empire 3/4" x 3/4" x 20" Filled/Honed	

SLAB SIZES
 2cm & 3cm Slabs Filled/Honed

MATERIAL
TRAVERTINE
COUNTRY OF ORIGIN
ITALY

NOTES
<ul style="list-style-type: none"> <li>OTHER SIZES OR FINISHES AVAILABLE VIA SPECIAL ORDER</li> <li>STONE IS A NATURAL PRODUCT. IT IS IMPERATIVE THAT YOU REQUEST JOB SAMPLES AND RANGE PICTURES FOR EVERY JOB</li> <li>* ALL INSTALLATIONS MUST BE PROPERLY SEALED TO AVOID STAINING AND PREMATURE AGING</li> </ul>

RANGE
