

BIANCO DOLOMITE EXTRA

SP



RECOMMENDED APPLICATIONS

FLOORS & WALLS	SHOWER FLOORS & WALLS	STEAM SHOWERS	EXTERIOR PAVING FREEZE THAW STABLE
YES	YES *	YES *	NO


TECHNICAL SPECIFICATIONS

COMPRESSIVE STRENGTH	TENSILE STRENGTH	WATER ABSORPTION	BULK DENSITY
1654 kg/cm ²	91.64 kg/cm ²	0.18%	2875 kg/m ³

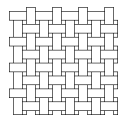
STOCKED SIZES



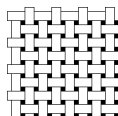
12" x 24" x 3/8"
Honed & Polished



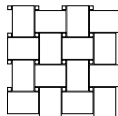
3/4"x3/4"x3/8"
Honed & Polished



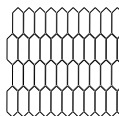
Basketweave
with Grey Dot
Honed & Polished




Basketweave
with Black Dot
Honed & Polished



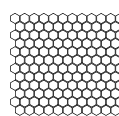
Grand Basketweave
Honed with
Polished Grey Dot



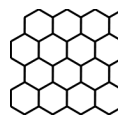
1" x 3" Picket
Honed



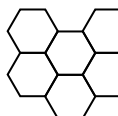
12" x 12" x 3/8"
Honed & Polished



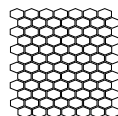
1" Hexagon
Honed & Polished




3" Hexagon
Honed & Polished



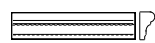
6" Hexagon
Honed




Elongated Hexagon
Honed




6" x 12" x 3/8"
Honed & Polished



12" Chair Rail
Honed & Polished



12" Pencil
Honed & Polished



12" Base
Honed & Polished

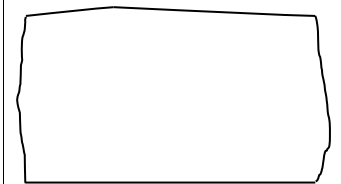
MATERIAL

MARBLE

COUNTRY OF ORIGIN

TURKEY

SLABS



2cm & 3cm Honed
2cm Polished

NOTES

- OTHER SIZES OR FINISHES AVAILABLE VIA SPECIAL ORDER
- STONE IS A NATURAL PRODUCT. IT IS IMPERATIVE THAT YOU REQUEST JOB SAMPLES AND RANGE PICTURES FOR EVERY JOB
- * FOR WET AREAS THE MATERIAL MUST BE PROPERLY SEALED TO AVOID STAINING AND PREMATURE AGING

RANGE

