








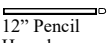

# TIBETAN WHITE

SP



RECOMMENDED APPLICATIONS		
FLOORS & WALLS	SHOWER FLOORS & WALLS	EXTERIOR PAVING FREEZE THAW STABLE
YES	YES	NO

TECHNICAL SPECIFICATIONS			
COMPRESSIVE STRENGTH	TENSILE STRENGTH	WATER ABSORPTION	BULK DENSITY
108.9 MPa	19.9 MPa	0.14%	.272 kg/m <sup>3</sup>

STOCKED SIZES			
			
12" x 24" x 3/8" Honed & Polished	12" x 12" x 3/8" Honed	3/4" x 3/4" x 3/8" Honed	12" Chair Rail Honed
			
6" x 12" x 3/8" Honed & Polished	3cm Handclipped Honed	3" Hexagon Honed	12" Pencil Honed
			
			12" Base Honed

MATERIAL
MARBLE
COUNTRY OF ORIGIN
CHINA

NOTES
<ul style="list-style-type: none"> <li>OTHER SIZES OR FINISHES AVAILABLE VIA SPECIAL ORDER</li> <li>STONE IS A NATURAL PRODUCT. IT IS IMPERATIVE THAT YOU REQUEST JOB SAMPLES AND RANGE PICTURES FOR EVERY JOB</li> </ul>

RANGE
