





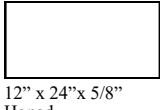
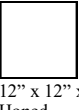
RECOMMENDED APPLICATIONS

FLOORS & WALLS	SHOWER FLOORS & WALLS	STEAM SHOWERS	EXTERIOR PAVING FREEZE THAW STABLE
YES	YES *	NOT TESTED	NO

TECHNICAL SPECIFICATIONS

COMPRESSIVE STRENGTH	TENSILE STRENGTH	WATER ABSORPTION	BULK DENSITY
2060 kg/cm ²	155 kg/cm ²	0.20%	2630 kg/m ³

FIELD TILE

			
16" x 24" x 3/4" Abbey	16" x 16" x 1/2" Honed	12" x 24" x 5/8" Honed	12" x 12" x 3/8" Honed

MATERIAL

LIMESTONE
COUNTRY OF ORIGIN
FRANCE

NOTES

- OTHER SIZES OR FINISHES AVAILABLE VIA SPECIAL ORDER
- STONE IS A NATURAL PRODUCT. IT IS IMPERATIVE THAT YOU REQUEST JOB SAMPLES AND RANGE PICTURES FOR EVERY JOB
- * ALL INSTALLATIONS MUST BE PROPERLY SEALED TO AVOID STAINING AND PREMATURE AGING

RANGE

